
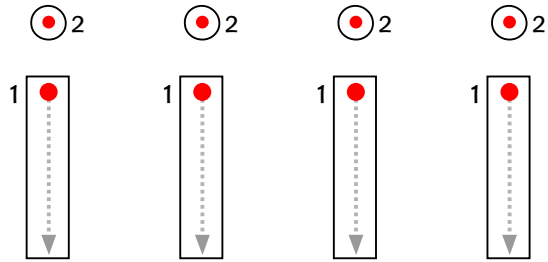


Activity #1

Trace the "i" letters.
NOTE: The child is NOT expected to be able to read all of the words.

Name: _____




i guana



i ll



i tch



i gloo

Activity #2

Trace the dotted words. Then help the cat and the fox go to the middle of the maze. Trace both paths with your pencil or crayon.


Name: _____



i n



i n




(fold or cut)



Activity #3

Trace the dotted words. Then circle the differences in the bottom picture. There are six (6) differences.



Name: _____



Activity #4

Color the picture. Then draw a circle around all the "in" words in the box. There are six "in" words.

Name: _____



(fold or cut)

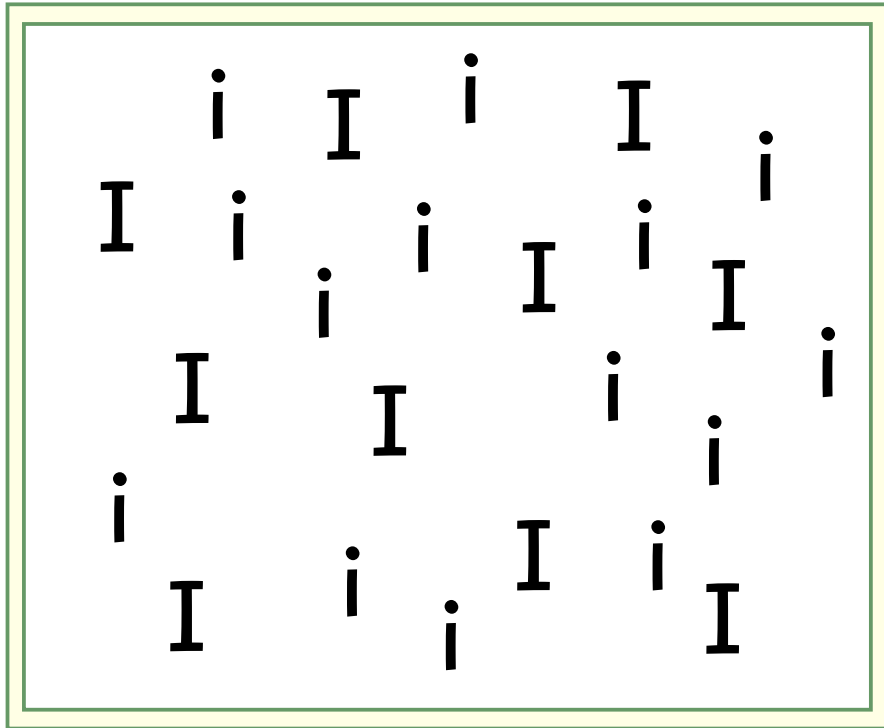


Activity #5

Trace the dotted words. Then circle all the big 'I' letters in the box. (There are ten of them).

Name: _____

I am in



(fold or cut)





Activity #6

Trace the dotted words. Then trace the paths of the tortoise and the snail to see who gets to say, "I win."

Name: _____

I win




Activity #7

Trace the dotted words. Then circle the picture that is different in each row.

Name: _____

I am in




Activity #8

Trace the dotted words. Then color the bubbles with the word "in" in them. There are ten of them.

Name: _____

I am in



(fold or cut)




Activity #9

Trace the dotted words. Then circle all the 'k' letters in the box. There are ten of them.

Name: _____

kid kid kid



Activity #10

Trace the dotted words. Then circle the differences in the bottom picture. There are six differences.

Name: _____

hid hid hid



(fold or cut)



Activity #11

Trace the dotted words. Then find the word "did" in the box. There are six "did" words in the box – the first one has already been found for you.

Name: _____

did did did



s	b	d	i	d	e	q
d	m	l	n	d	i	d
n	d	d	i	d	g	b
d	i	d	t	h	h	i
h	v	r	d	i	d	t
z	r	h	b	m	r	n
c	d	i	d	w	h	s

~~did~~
did
did
did
did
did

(fold or cut)




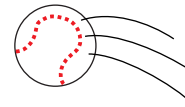




Activity #12

Trace the dotted word and draw a line between each picture and who did it—the baker, the boy, the girl or the dog.

Name: _____

did




Activity #13

Trace the dotted words. Then find and circle all the "it" words hidden in the picture. (There are ten of them.)

Name: _____

it it it it





Activity #14

1. Trace the dotted words.
2. Circle the 'f' letters in the box.
3. Color the picture .

Name: _____

it it it



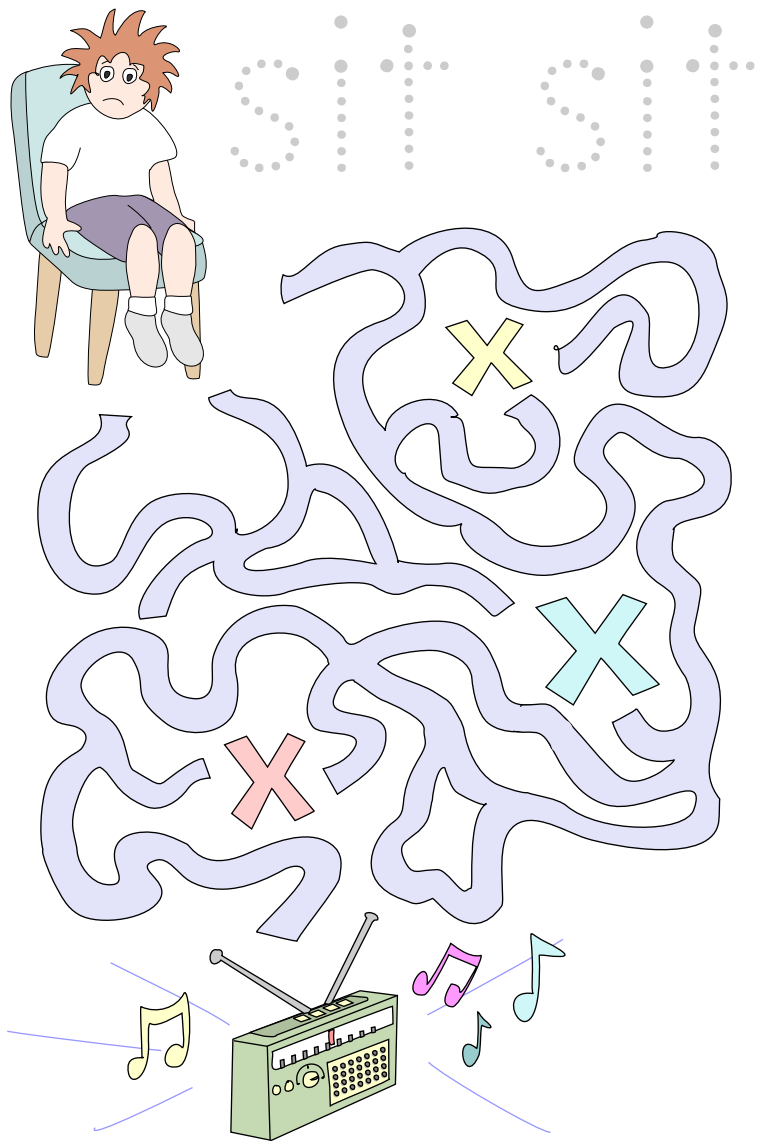
(fold or cut)



Activity #15

Name: _____


Trace the dotted words. Then help the boy find his favorite song on the radio. Trace the path with your pencil or crayon.



Activity #16

Name: _____

Trace the dotted words. Then circle the picture that is different in each row.



(fold or cut)

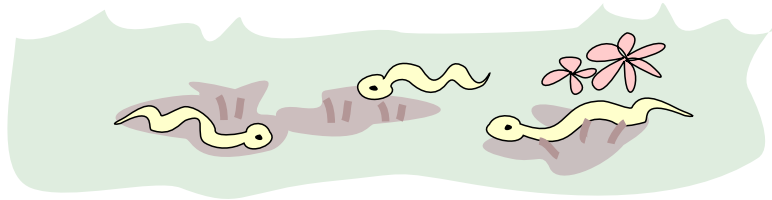



Activity #17

Trace the dotted words. Then color the signs with the word "if" in them – there are ten of them.

Name: _____

if it if it




Activity #18

Trace the dotted words. Then color the picture.

Name: _____

If it fit
Can a cat
Sam sat



(fold or cut)

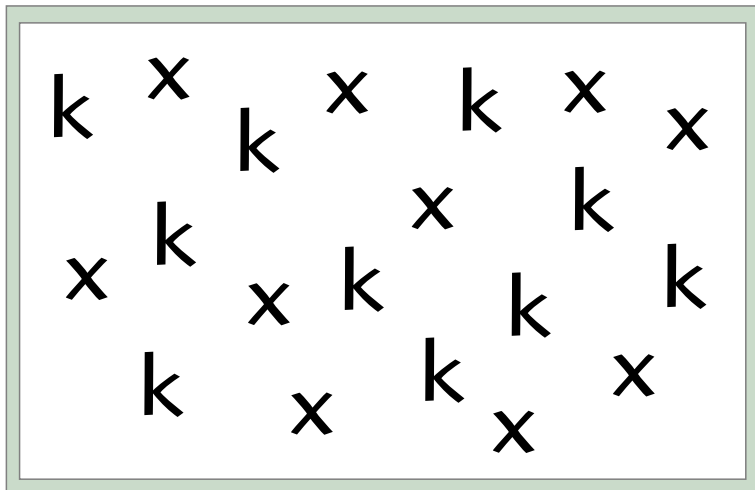



Activity #19

Trace the dotted words. Then circle all the "x" letters in the box. There are ten of them.

Name: _____

fix fix fix




Activity #20

Trace the dotted words. Then find and circle the six hidden words in the picture.

Name: _____

six six six



mix mix

(fold or cut)






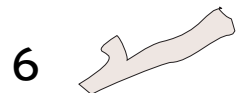
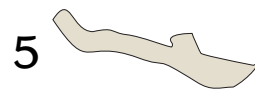
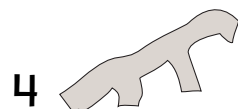
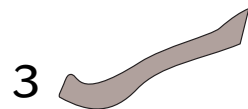
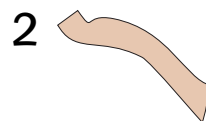
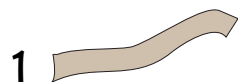


Activity #21

Trace the dotted words. Then match the six sick sticks to the six sick fish.

Name: _____

six six six

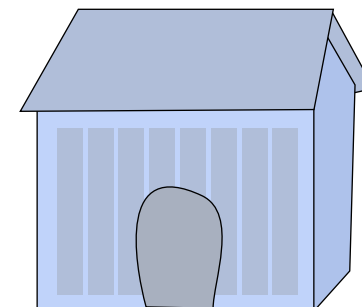

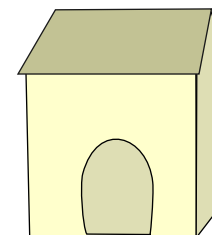
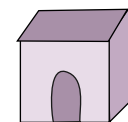
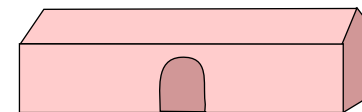



Activity #22

Trace the dotted words. Then draw a line between each dog and the "house" that fits him.

Name: _____

him him



(fold or cut)

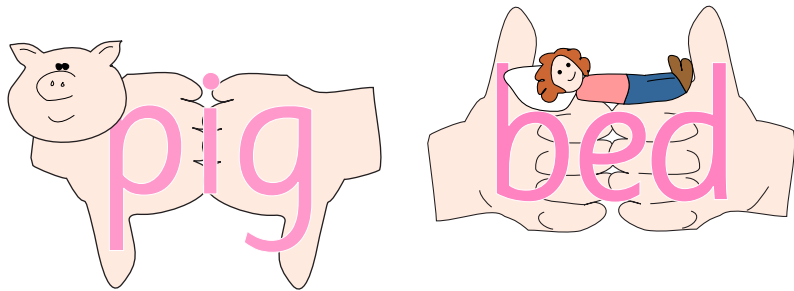


Activity #23

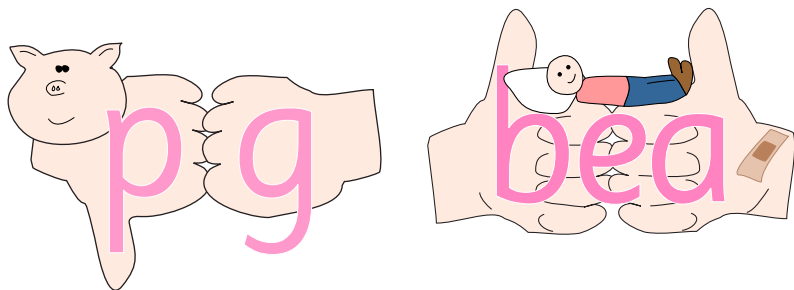
Trace the dotted words. Then circle the differences in the bottom pictures. There are six (6) differences.

Name: _____

pig bed



pig bed



Activity #24

Trace the dotted words. Then color the "pig-jamas."

Name: _____

pig pig



(fold or cut)


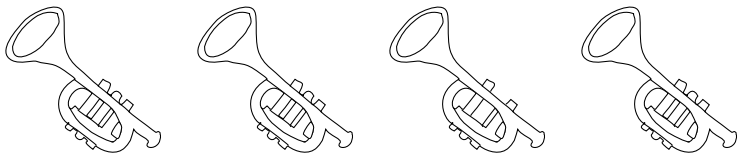
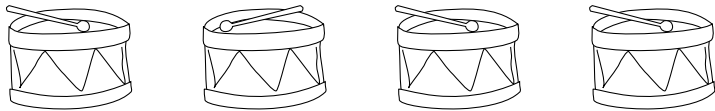
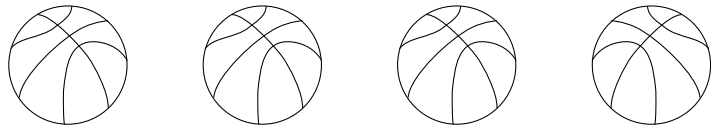


Activity #25

Trace the dotted words. Then circle the picture that is different in each row.

Name: _____

big big




(fold or cut)



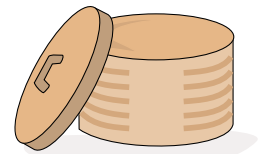

Activity #26

Trace the dotted words. Then help the pig get through the maze to the perfect hiding spot. Trace the path with your pencil or crayon.

Name: _____



big pig



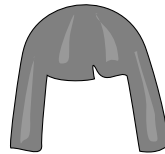




Activity #27

Trace the dotted words. Then trace the zigzag lines to help the pigs get their wigs.

Name: _____

pig wig



(fold or cut)




Activity #28

Trace the dotted words. Then circle the differences in the bottom picture. There are six differences.

Name: _____

big wig




Activity #29

Trace the dotted words. Then help the girl take a sip from the right straw.

Name: _____

sip sip sip

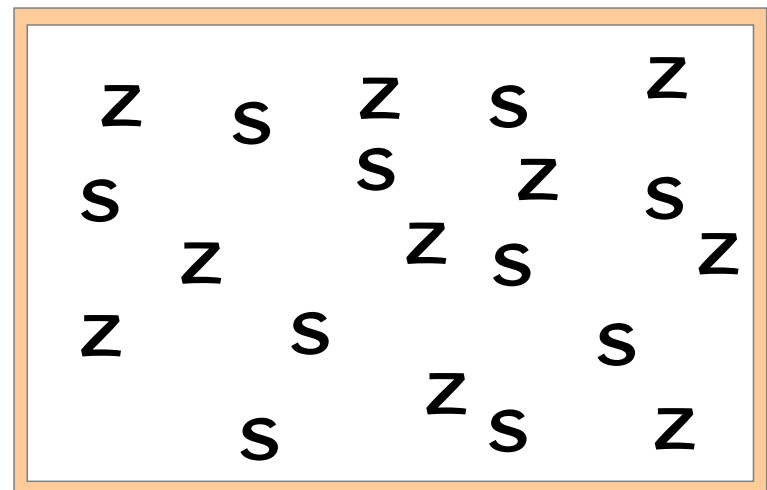




Activity #30

Trace the dotted words. Then circle all the 'z' letters in the box. There are ten of them.

Name: _____

zip zip zip



(fold or cut)


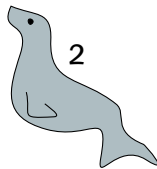
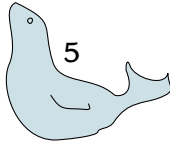
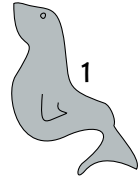
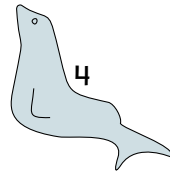


Activity #31

Trace the dotted words. Then draw a line between each ball and the **tip of the nose** of the seal with the same number.

Name: _____

tip tip tip



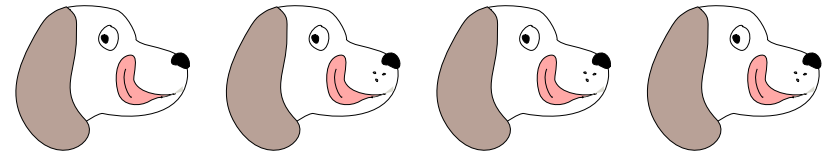



Activity #32

Trace the dotted words. Then circle the drawing that is different in each row.

Name: _____

lip lip lip



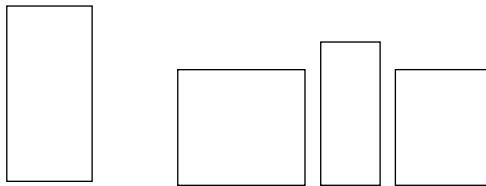

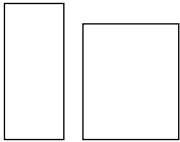

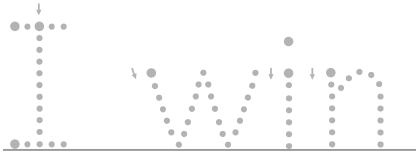


(fold or cut)



Activity #33

Trace the dotted words. Then write the right letters in the empty boxes.






Name: _____



Activity #34

Trace the dotted letters. Then write the right letters in the empty boxes.

Name: _____



(fold or cut)



Activity #35

Trace the dotted words. Then write the right letters in the empty boxes.


Name: _____

f i s b

it it



it



it



it

Activity #36

Trace the dotted words. Then find the word "if" six times in the box. The first "if" has been found for you.

Name: _____

if if if if

<u>i</u>	f	k	m	d	e	g
i	n	w	a	h	i	f
c	r	s	i	f	g	d
r	i	f	k	p	f	i
w	x	i	f	w	i	f
i	t	m	d	s	p	z

if

if

if

if

if

if


(fold or cut)



Activity #37

Trace the dotted words. Then write the right letters in the empty boxes.

Name: _____




fix



mix

6

six



□ □ □



□ □ □

6


□ □ □

Activity #38

The dog has written a lot of "words," but only five are real words. Circle the five real words and trace the two dotted words.

Name: _____

him him




(fold or cut)



Activity #39


These words are all scrambled up.
Unscramble the words, and then write
them the right way in the empty boxes.

Name: _____



pgi

Three empty boxes for unscrambling the word 'pig': [] [] []



gib

Three empty boxes for unscrambling the word 'big': [] [] []





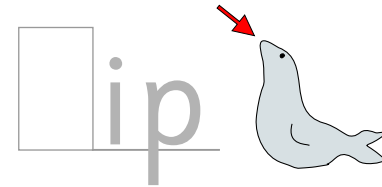

igw

Three empty boxes for unscrambling the word 'wig': [] [] []

Activity #40

Color the big, white letters.
Then write the right letter in
each empty box.

Name: _____



(fold or cut)

