


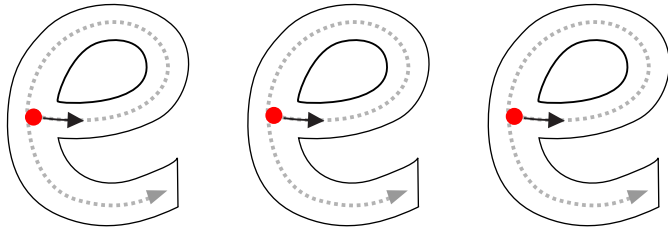


Activity #1

Trace the "e" letters in these words. NOTE: The child is NOT expected to be able to read all of the words.

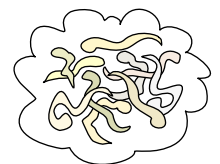

Name: _____



Activity #2

Trace the dotted word. Then help the boy find his worms. Trace the path with your pencil or crayon, and don't touch the edges!

Name: _____



(fold or cut)



Activity #3

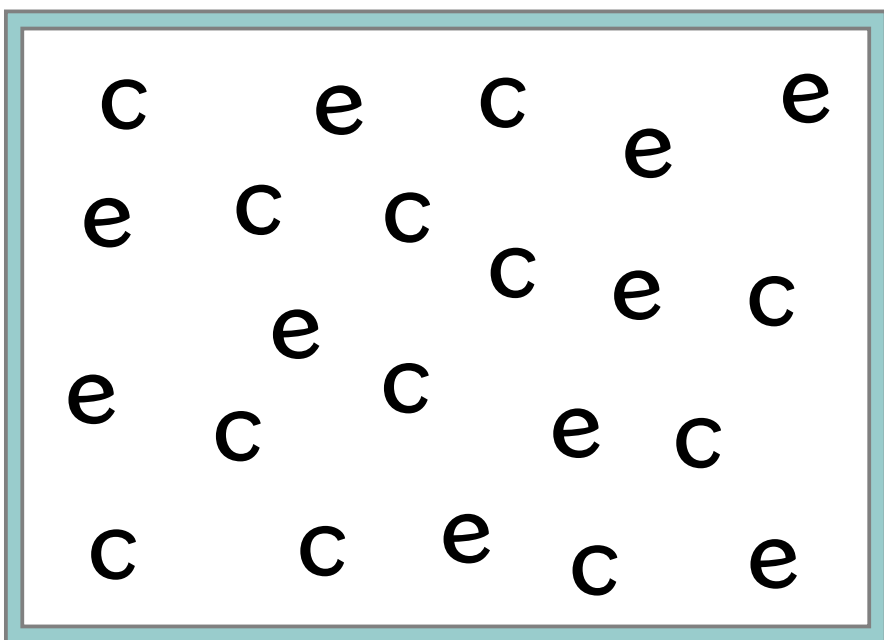

Trace the dotted words. Then circle all the 'e' letters in the box.
(There are 10 of them.)

Name: _____

man



men



Activity #4

Draw a line between each word and the picture that matches the word.

Name: _____

man



cats



mat




men



hens




mats



hen



cat




(fold or cut)



Activity #5

Trace the dotted word. Then circle all the 'b' letters in the box. (There are ten of them).

Name: _____




bed

b	b	d	b
d	d	d	b
b	b	d	b
b	b	b	b
d	b	d	b

Activity #6

Trace the dotted words. Then circle all the "bed" words and draw a line through the "bad" words. There are five (5) of each.

Name: _____



bed



bad

bed ~~bad~~

bad	bed	bad	bad
bad	bed	bed	
bed	bad	bed	

(fold or cut)



Activity #7

Color the words and the picture.

Name: _____



red

(fold or cut)





Activity #8

Trace the dotted words. Then circle the differences in the bottom picture. There are six (6) differences.

Name: _____

red red

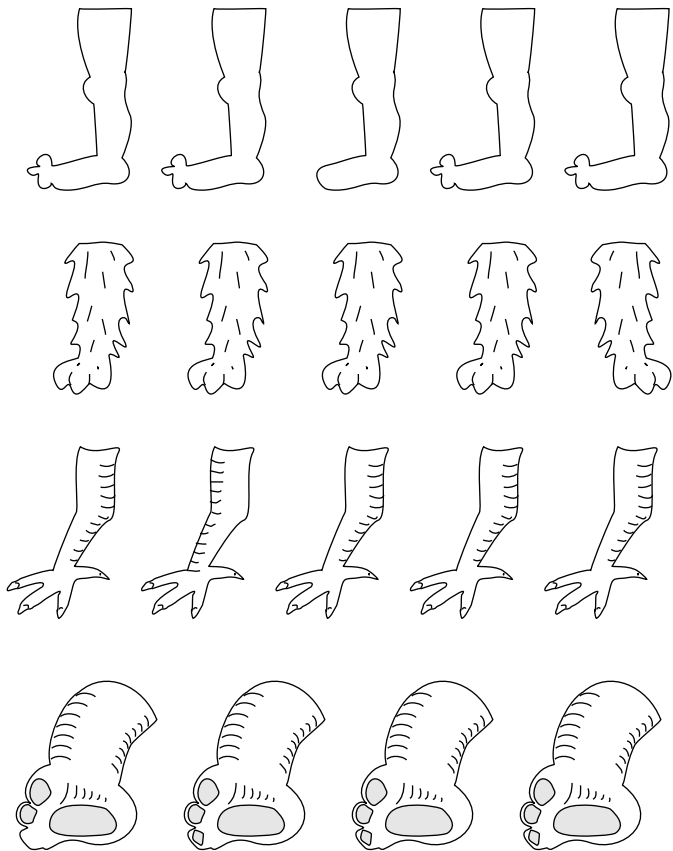


Activity #9

Trace the dotted words. Then circle the leg that is different in each row.

Name: _____

leg leg

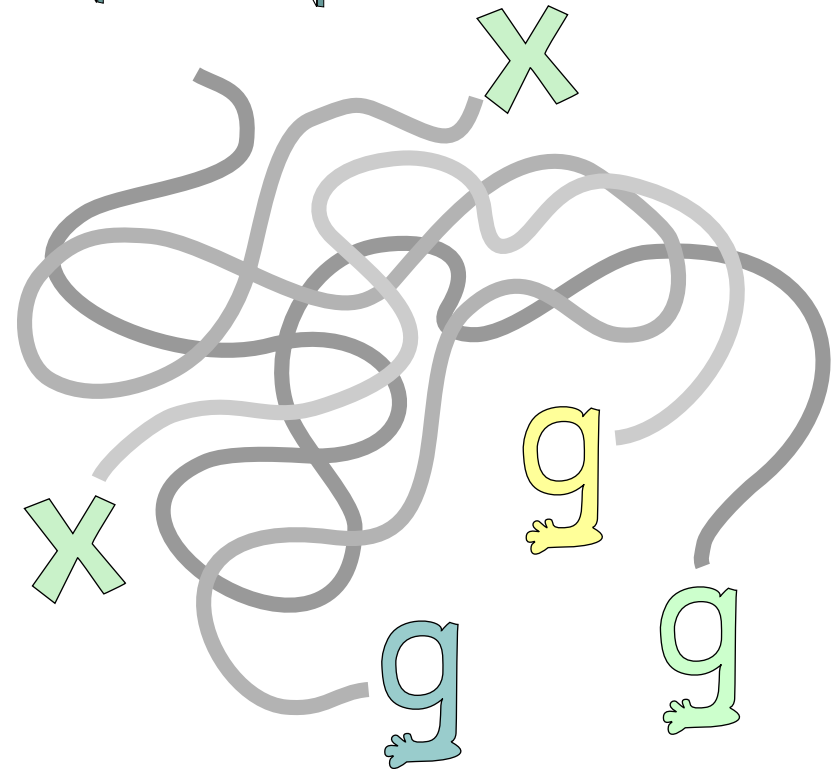



Activity #10

Which "leg" got the goal? Trace the dotted word. Then trace the lines to find out which letter 'g' kicked the ball into the goal.

Name: _____

leg

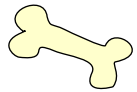



(fold or cut)




Activity #11

Trace the dotted word and draw a line between each picture and who would get it – the boy or the dog.



Name: _____

get

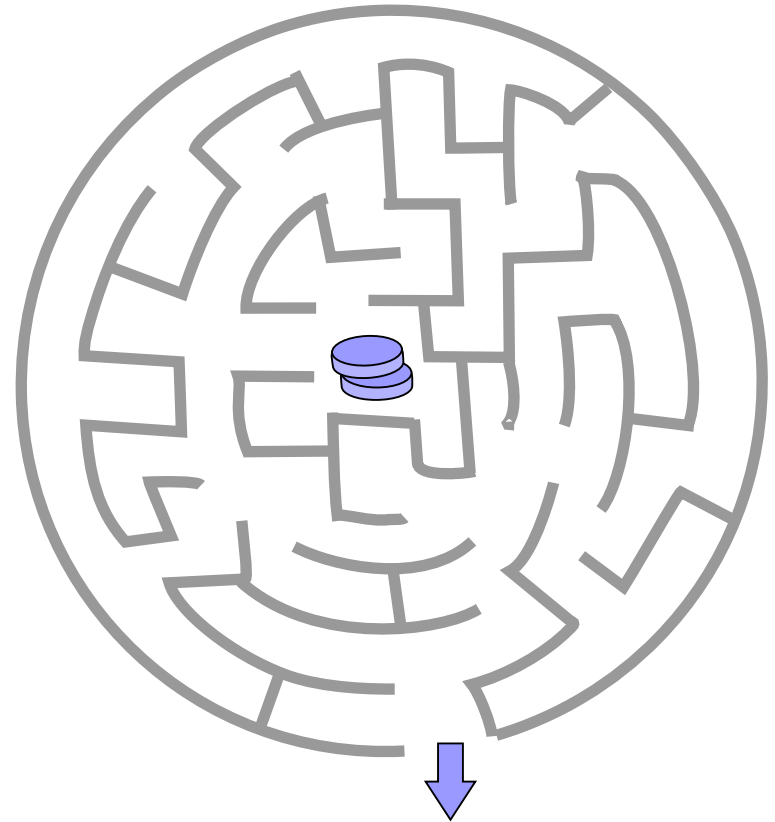


Activity #12

Trace the dotted words. Then help the purple pills get out of the maze..

Name: _____

get get



(fold or cut)

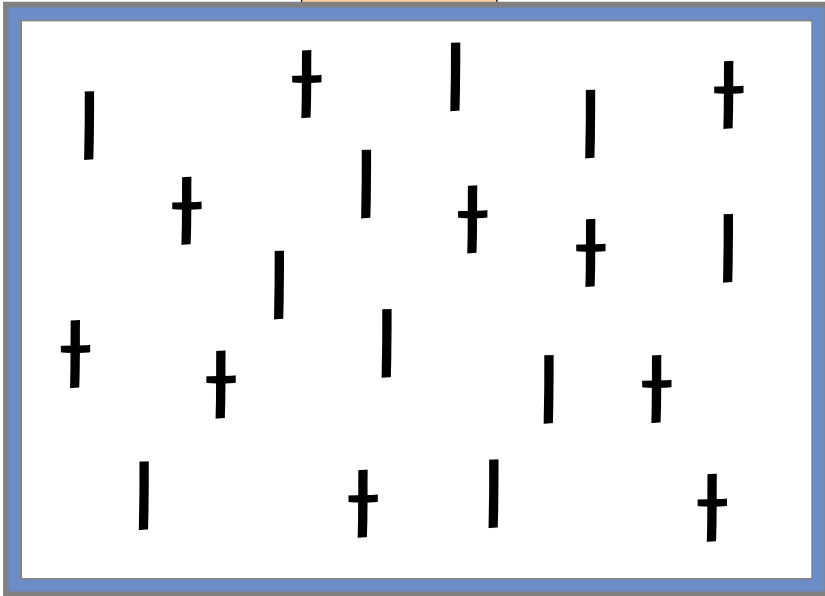



Activity #13

Trace the dotted letters. Then circle all the letter "L's" in the box (there are ten of them)>

Name: _____

let let



(fold or cut)





Activity #14

Trace the dotted words. Then circle the differences in the bottom picture. There are six (6) differences.

Name: _____


let let



Activity #15

Color the words and the picture.

Name: _____



vet
van

Activity #16

Trace the dotted words. Then circle the "vet" words and draw a line through the "wet" words. There are five of each.

Name: _____



wet



vet

vet wet

wet vet wet vet
vet wet vet
wet vet wet


(fold or cut)



Activity #17

Find and circle the hidden words – the word “yet” is hiding in ten (10) places.

Name: _____



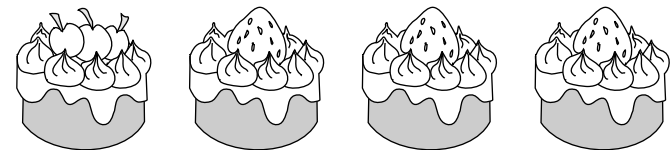



yet yet

Activity #18

Trace the dotted words. Then circle the cake that is different in each row.

Name: _____

yes yes




(fold or cut)




Activity #19

Trace the dotted words, and then write the words in the empty boxes.

Name: _____




men




hen

10

ten



Three empty boxes for writing the word 'men'.



Three empty boxes for writing the word 'hen'.

10



Three empty boxes for writing the word 'ten'.

Activity #20

Trace the dotted words. Then circle the differences in the bottom picture. There are six (6) differences.

Name: _____

men hen



(fold or cut)




Activity #21


Trace the letters and then write the right letter in the right box.

Name: _____

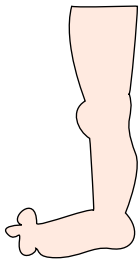
r i b



ed



ed



eg


(fold or cut)



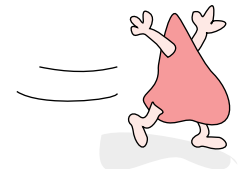
Activity #22

Help the boy catch his red nose.
Use your pencil or crayon to trace the path through the maze and then trace the dotted word.

Name: _____




red



Activity #23

Trace the letter and then write the right letter in the right box.

Name: _____




let

et



et



et



et


yet

et

Activity #24

Trace the dotted letters.. Then find the word "yes" (three times) and "yet" (two times) in the box below.. The first "yes" has already been found for you.

Name: _____



e	b	a	y	e	s	q
g	m	l	n	r	a	n
t	y	e	s	m	g	b
c	w	s	d	g	h	t
h	v	r	a	y	e	t
z	r	h	b	m	a	n
y	e	t	r	y	e	s


~~yes~~

yes

yes

yet

yet



(fold or cut)

