
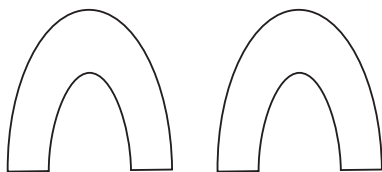

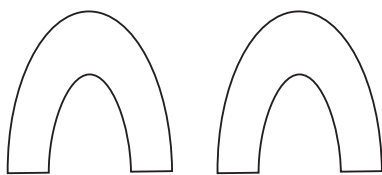
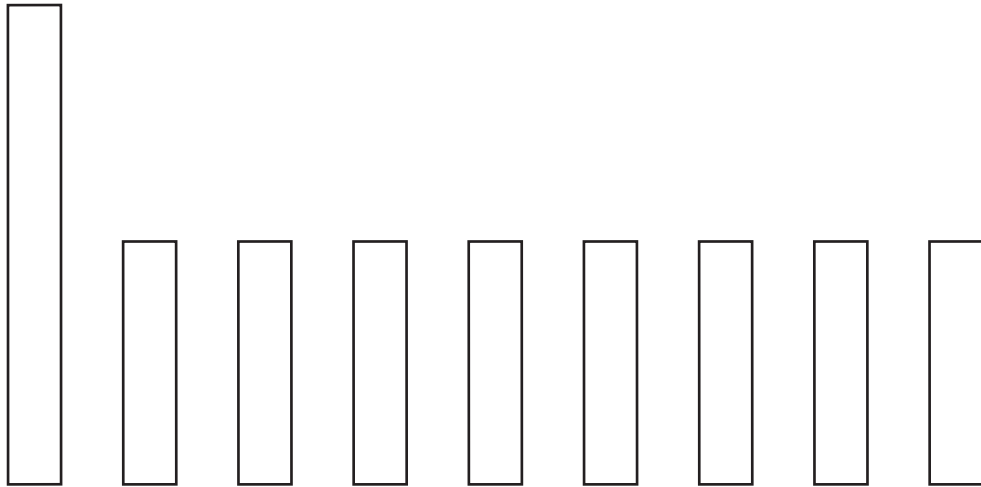



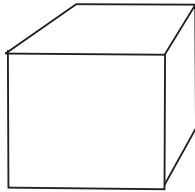

Alphabetti™ Book 3-15 activities page 1


Color the shapes, cut them out and then paste (glue) them to a new page to spell these words:


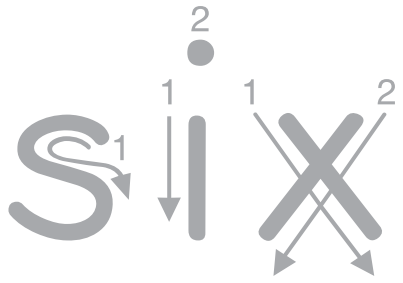
six mix box



Circle the things that have the letter "x" sound:







x x x x x x x x x x

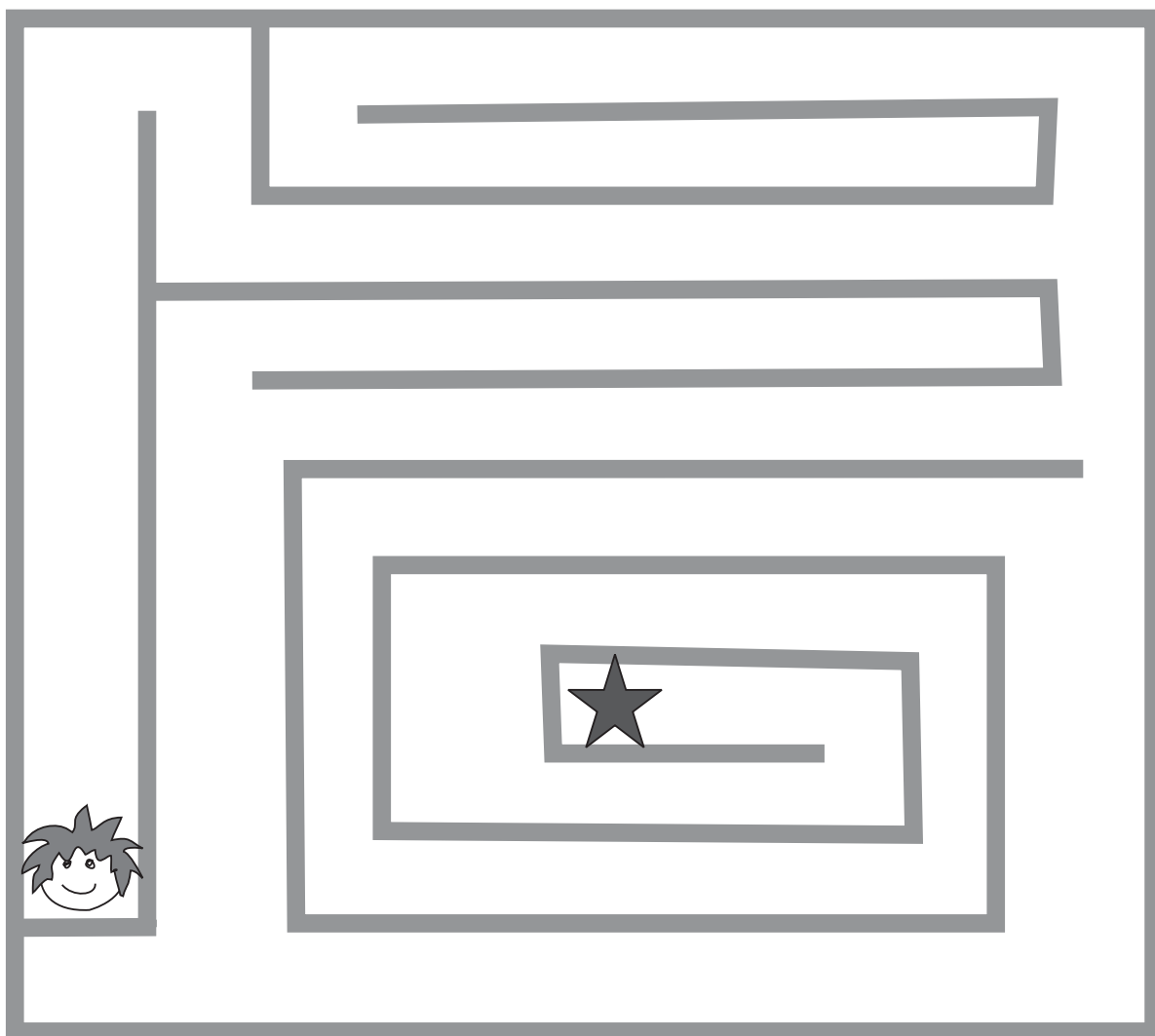
y y y y x x x x y y y y

s i x s i x s i x s i x

m i x m i x m i x

b o x b o x b o x


New!
Mazes to help
develop eye-hand
coordination.
(Would appreciate feedback
in the Support Forum. Thanks!)



Start



Finish



(no need to print this page)

Memory game:

- 1 Print ONE copy of the attached “cards” and cut them up. Use thick enough paper so that you can’t see the words through the paper.
- 2 Mix up the cards and lay them face down on a table or on the floor.
- 3 The first player turns over two cards. If the words match, he/she keeps the cards and gets to turn over two more cards. If the words don’t match, the play passes to the next player, and so on until the cards have all been matched.
- 4 The player with the most pairs of words wins the game.

Note: The cards can also be used as flash cards, but the same educational effect can be had by playing this memory game. Little rewards or prizes, although not necessary, can help the memory game be more fun.

box

box

box

box

six

six

six

six

mix

mix

mix

mix

yes

yes

yes

yes

yum

yum