

Alphabet Simon Says for Capital Letters Set #3

KLMNO

See the following pages for suggested "commands" and themes.

Alternately, children can use flash cards of the letters, instead of doing these body positions.




left arm up




right arm on a diagonal

right leg out to the side



Don't move anything except...

pull your right elbow in, towards your hip



Left hand straight up



right hand out to the side



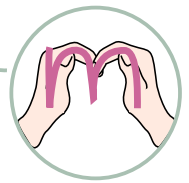
Drop right arm to make it a little 'l'



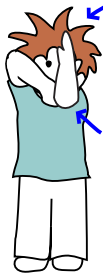
hands in front of mouth



elbows up high



same as Capital M except...

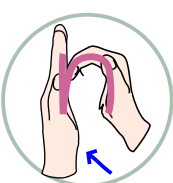


point the right hand up to the sky

bring elbow in to touch the left hand



same as Little 'm' except...



make the left hand flat

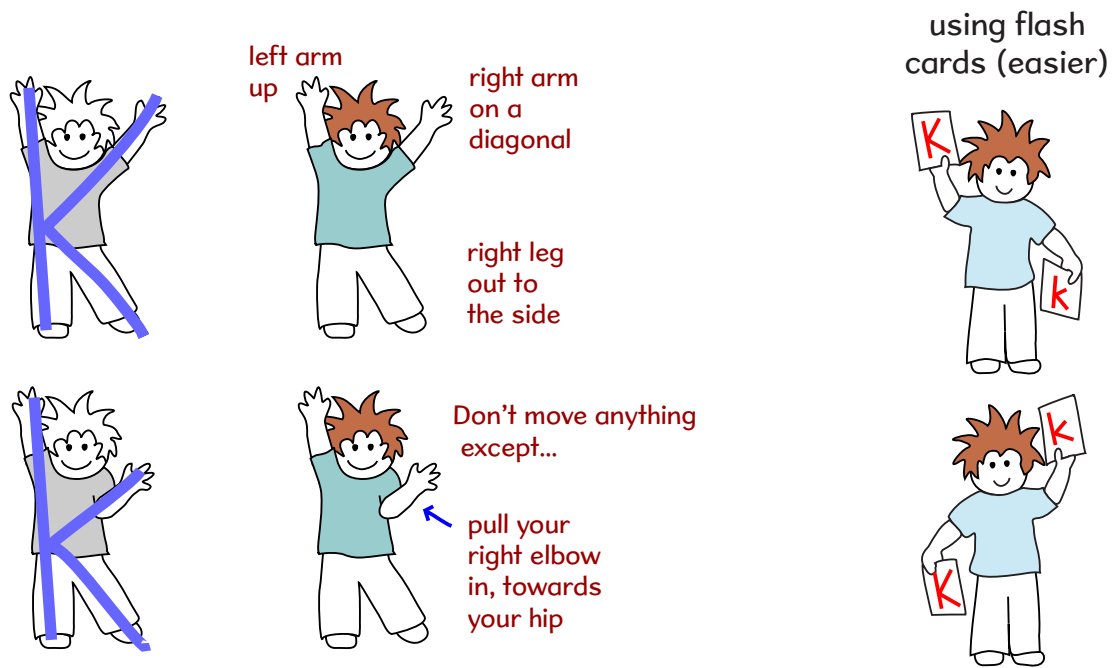


Capital O



Little o

Alphabet Simon Says – Letter K



Sample "Simon Says" instructions: (theme is "Kittens")


Simon says, "Show me the Big K!"
Simon says, "Do the Kitten Dance!" **
"Touch your toes!" ("Oops! Simon didn't say so!")
Simon says, "Walk like a kitten."
Simon says, "Chase your kitten tail!"
Simon says, "Show me the Big K!"
Simon says, "Show me the Little 'k'!"
"Do the Kitten Dance!" ("Oops! Simon didn't say so!")
Simon says, "Chase a little mouse!"
"Jump in the air!" ("Oops! Simon didn't say so!")
Etc., etc.

On the "kitten" theme, you can have the children pretend to drink milk from a bowl, chase their tails, chase mice, chase each other, lick their paws, wash their faces, scratch their ears, meow, hiss. jump in the air, yawn, go to sleep, wake up, stretch, etc.

K-for-Kitten Dance: Rhythmically move your right arm up and down, saying, "Big K, Little k."



Alphabet Simon Says – Letter L



Left hand
straight
up



right hand
out to
the side



Drop right
arm to make
it a little 'l'

using flash
cards (easier)



Sample “Simon Says” instructions:

(theme is “Lions”)

Simon says, “Show me the Big L!”

Simon says, “Roar like a lion.”

“Lick your nose!” (“Oops! Simon didn’t say so!”)

Simon says, “Show me the little ‘l’!”

Simon says, “Shake your lion tail!”

Simon says, “Run like a lion!”

Simon says, “Stop!”

“Drop to the ground!” (“Oops! Simon didn’t say so!”)

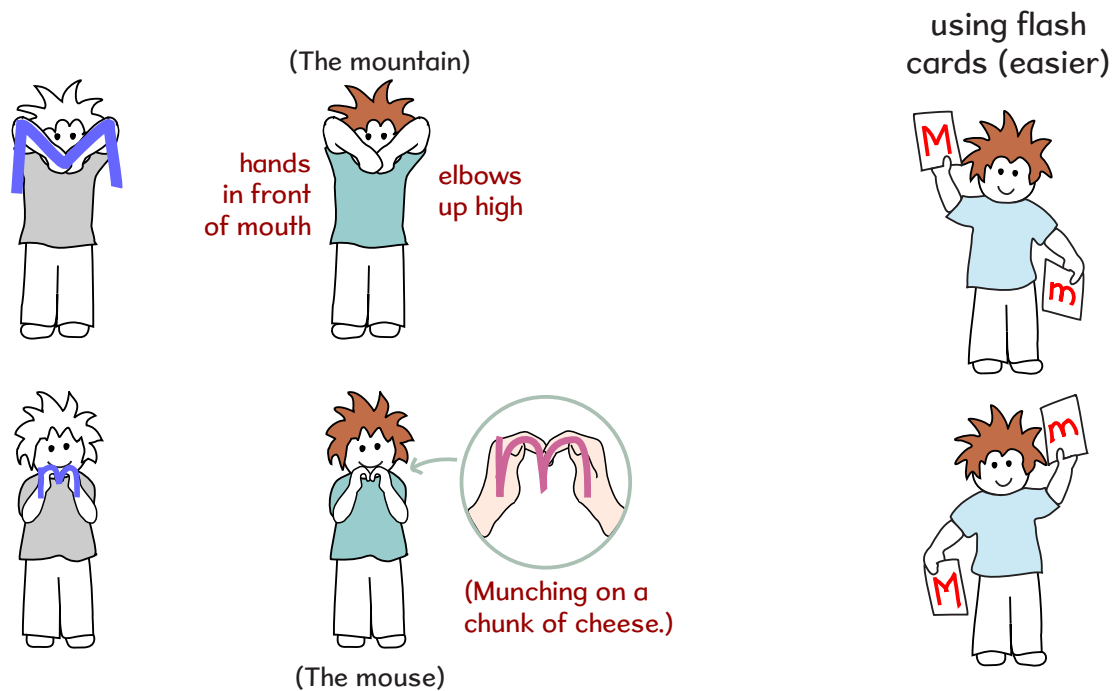
Simon says, “Show me the Big L!”

Etc., etc.

On the “Lion” theme, you can have the children do everything like a lion – roar, purr (loudly!), walk, sit, stand, lick their nose (hah!), put their “tail” on the ground, wave their tail, etc. Basically, everything a cat or kitten would do, but bigger, louder, fiercer.

You can also use “regular” commands like: step forward, step back, point up, point down, hop on one foot, touch the floor, etc.

Alphabet Simon Says – Letter M



Sample “Simon Says” instructions: (theme is “Mountains and Mice”)

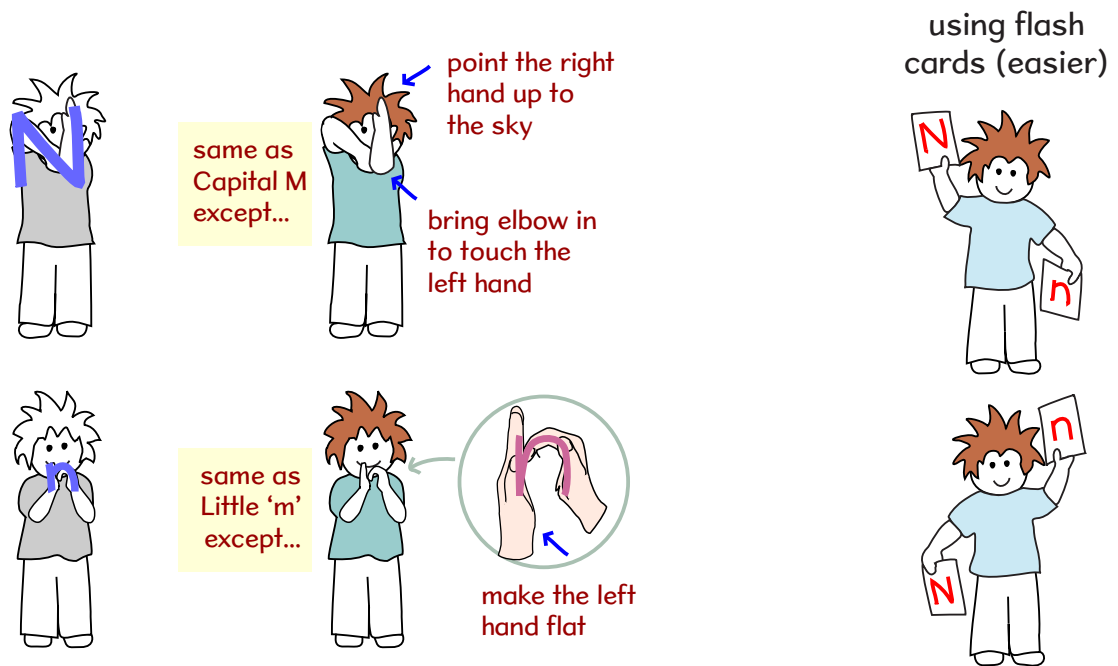
Simon says, “Show me the Big M!”
Simon says, “Move like a mountain!” (see notes below)
“Show me the Little ‘m’” (“Oops! Simon didn’t say so!”)
Simon says, “Squeak like a mouse!”
“Louder!” (Oops! Simon didn’t say so.)
Simon says, “Tip-toe up the mountain!”
Simon says, “Avalanche!!!” (see notes below)
“Quiet!!!” (“Oops! Simon didn’t say so!”)
Simon says, “Show me the Little ‘m’!”
Simon says, “Eat some cheese!”
Etc., etc.

On the “Mouse” theme, children do everything like a mouse – wiggle their whiskers, wash their faces, tip-toe (walk quietly), run around the mountain, squeak, sing like a mouse (mice sometimes serenade potential mates), hide from a cat, etc.

On the “Mountain” theme, there’s only two things for the children to do –

- “Move like a mountain!” (which really means, “Stand still!” because mountains don’t move)
- “Avalanche!” (which means to go “Aaaaaah!” and shake their hands like a bunch of snow falling down.)

Alphabet Simon Says – Letter N



Sample “Simon Says” instructions:

(theme is “Noisy or nice”)

Simon says, “Show me the Big N!”

Simon says, “Eat a noodle... nice!”

“Now make the noodle noisy!” (“Oops! Simon didn’t say so!”)

Simon says, “Be a noisy dog!”

Simon says, “Say, ‘hello’... nice!”

Simon says, “Show me the little ‘n’”

“Touch your noisy nose!” (“Oops! Simon didn’t say so!”)

Simon says, “Do a dance... nice!”

Simon says, “Drive a car... noisy!”

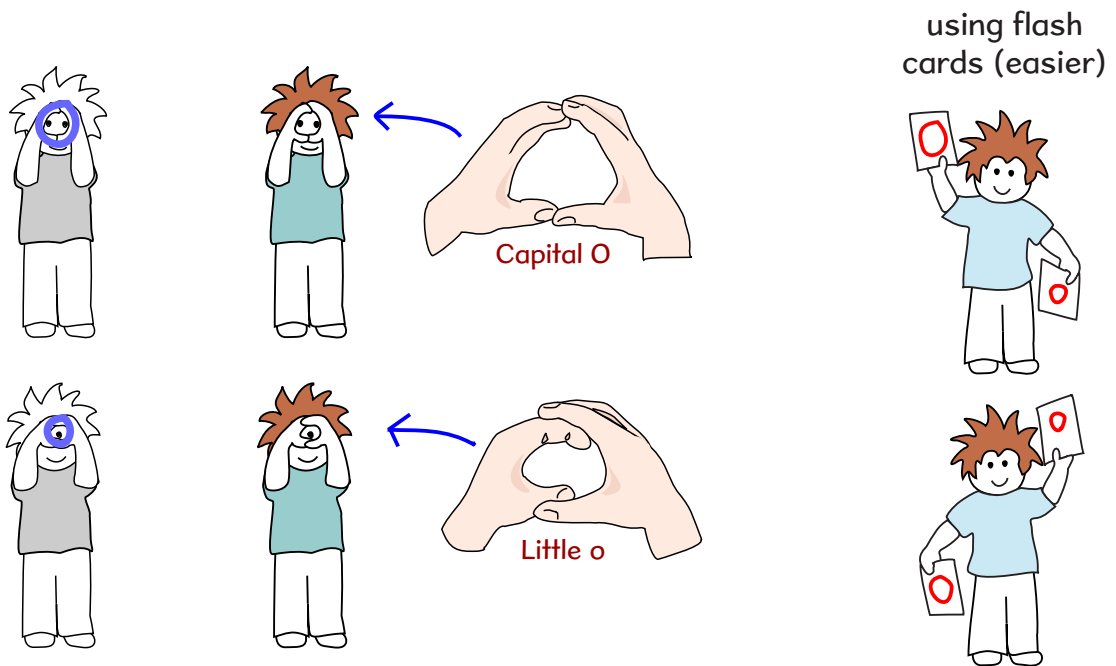
“Freeze!” (“Oops! Simon didn’t say so!”)

Etc., etc.

On the “noisy or nice” theme, you can have the children –

- Do different actions in a nice or noisy way – laugh, sneeze, say “hello,” walk around, dance, jump, clap, etc.
- Be different animals in a nice or noisy way – a cat, dog, elephant, cow, monkey, etc.
- Pretend to do things in a nice or noisy way – sleep, eat, fly a plane, drive a car, etc.

Alphabet Simon Says – Letter O



Sample “Simon Says” instructions: (theme is “Ostriches”)

Simon says, “Show me the Big O!”
Simon says, “Show me the little ‘o’!”
Simon says, “Dance like an ostrich!”
“Stop!” (“Oops! Simon didn’t say so!”)
Simon says, “How big is an ostrich egg?”
Simon says, “Walk on your ostrich legs!”
Simon says, : “Step to the left!”
“Step to the right!” (“Oops! Simon didn’t say so!”)
Simon says, “Talk like an ostrich!”
“Close your eyes!” (“Oops! Simon didn’t say so!”)
Etc., etc.

Ostriches are the biggest birds in the world. They also have the biggest eggs, the biggest eyes, and they run faster than ANY two-legged creature on Earth.. It’s fun to watch a video about these amazing birds right before playing this game.

For the “ostrich” theme, children can flap their wings, blink their eyes, sit on an ostrich egg, run like an ostrich, dance like an ostrich (ostriches dance like crazy), talk like an ostrich (they make a funny throat-sound), etc.

After playing Simon Says, you can have some more ostrich fun – an ostrich race (running with arms out) and/or an ostrich egg toss (throwing a ball or balloon up and down – drop it and you’re out).