


Coloring Page

Color the picture and the word.

Name: _____



hal

Writing Page

Trace the "l" letters in these words. NOTE: The child is NOT expected to be able to read all of the words.

Name: _____



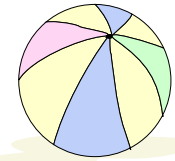
a:l




ha:l



do:l



ba:l





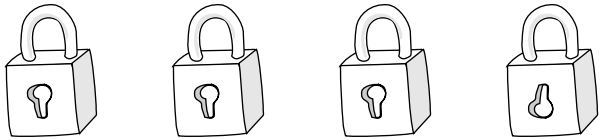

came:l



Spot the Difference

Name: _____

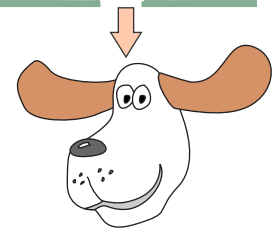
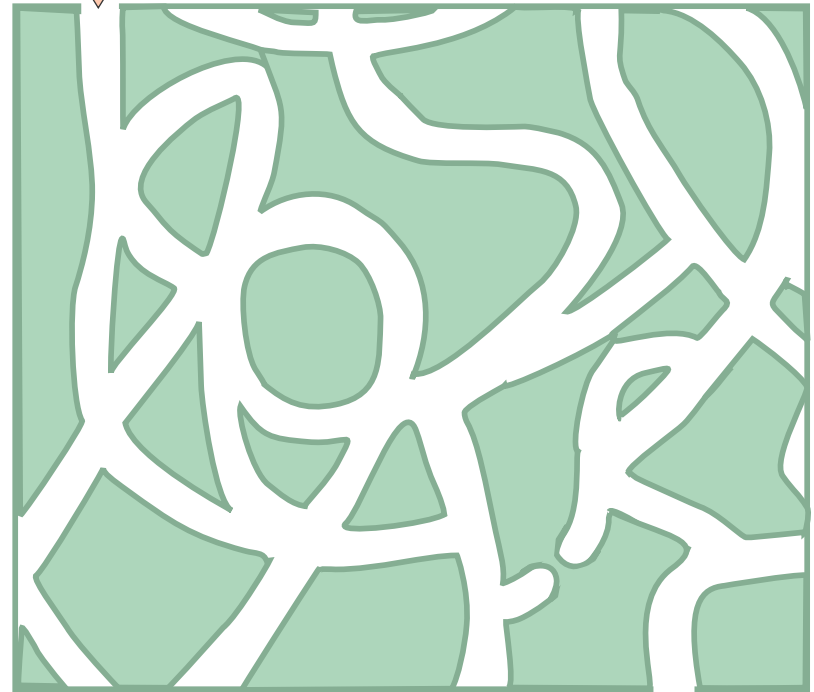
In each row, one picture is different. Circle the different picture in each row.



Maze

Name: _____

Help Al find Hal.
Use your pencil or crayon to trace the path.





(fold or cut)



Spot the Difference

Draw a circle around all the differences you can find.
There are six differences.


Name: _____



Writing Page

Trace the words.

Name: _____



(fold or cut)

