

(no need to print this page)

Alphabet Simon Says Basic Instructions:

According to Wikipedia:

“Simon says (or Simple Simon says) is game for 3 or more players where 1 player takes the role of 'Simon' and issues instructions (usually physical actions such as "jump in the air" or "stick out your tongue")...

“A command starting with "Simon says" means the players must obey that command. A command without the beginning "Simon says" means do not do this action. Anyone who breaks 1 of these 2 rules is eliminated from the remainder of the game.”

(http://en.wikipedia.org/wiki/Simon_says)

To play an “Alphabet” version of Simon Says, you can have the children imitate different letters of the alphabet. For example, “Simon Says stand like a Big ‘A.’”


A few notes about playing the game:

- Rather than being out of the game completely, children who are “eliminated” can sit out for two or three “commands” and then go back into the game.
- For very young children, the “Simon Says” part of the game (where you are “out” if you follow a command not preceded by “Simon Says”) can be removed, and children simply follow all instructions.
- This can be a very lively game. Sometimes it’s best to do it right before break-time so that children have a chance to wind down after the game.
- Keep it light and silly. Children love make-believe, and they love to play this kind of game

Alphabet Simon Says #1

(For letters ABDCE)


You can play this game using body positions (as shown below) or using flash cards with the capital letter in one hand and the “little” letter in the other hand. Children can make their own “flash cards” to play the game.



Alphabet Simon Says – Letter A

using body position
“Show me a Big ‘A’”
“Show me a Little ‘a’”

using flash
cards (easier)



Sample “Simon Says” instructions:

(theme is “Apples”)

Simon says, “Show me the Big A!”
Simon says, “Stand like an apple tree!”
“Clap your apple hands!” (“Oops! Simon didn’t say so!”)
Simon says, “Eat an apple!”
Simon says, “Climb an apple ladder!”
Simon says, “Show me the little ‘a’!”
Simon says, “Show me the Big ‘A’!”
“Touch your nose!” (“Oops! Simon didn’t say so!”)
Simon says, “Stamp your feet!”
“Show me the Big ‘A’!” (“Oops! Simon didn’t say so!”)
Etc., etc.

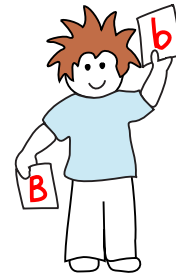
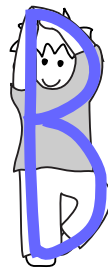
On the “apple” theme, you can have the children pretending to be an apple tree (stand like an apple tree, shake your apple tree arms), pretending to climb the apple tree or ladder, pretending to eat apples, etc.

You can also use “regular” commands like: Stamp your feet, jump in the air, turn around, touch your nose, etc., etc.

Alphabet Simon Says – Letter B

using body position
“Show me a Big ‘B’”
“Show me a Little ‘b’”

using flash
cards (easier)



Sample “Simon Says” instructions:

(theme is “Bees”)

Simon says, “Show me the Big B!”

Simon says, “Buzz like a bee!”

“Flap your wings!” (“Oops! Simon didn’t say so!”)

Simon says, “Show me the little ‘b’!”

Simon says, “Fly through the air!”

Simon says, “Spin like a bee!”

Simon says, “Show me the Big ‘B’!”

“Lick a little honey!” (“Oops! Simon didn’t say so!”)

Simon says, ““Show me the Little ‘b’!”

Etc., etc.



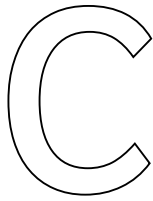
On the “bee” theme, you can have the children pretending to be a bee – buzzing, flapping wings, flying around, licking pretend honey, rubbing their bee hands together, sitting on pretend flowers, etc.

You can also use “regular” commands like: Hop on one foot, do a jumping jack, clap your hands, etc.

Alphabet Simon Says – Letter C

using body position
“Show me a Big ‘C’”
“Show me a Little ‘c’”

using flash
cards (easier)



Sample “Simon Says” instructions:

(theme is “Cats”)

Simon says, “Show me the Big C!”

Simon says, “Meouw like a cat!”

“Jump like a cat!” (“Oops! Simon didn’t say so!”)

Simon says, “Show me the little ‘c’!”

Simon says, “Rub your cat ears!”

Simon says, “Sit like a cat!”

Simon says, “Show me the Big ‘C’!”

“Hiss like a cat!” (“Oops! Simon didn’t say so!”)

Simon says, ““Show me the Little ‘c’!”

Etc., etc.

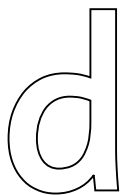

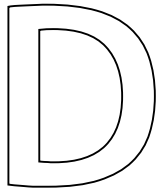
On the “cat” theme, you can have the children pretending to be a cat – meowing, purring, chasing a pretend mouse, jumping like a cat, yawning like a cat, hissing or stretching like a cat, etc.

You can also use “regular” commands like: Shake your hands, touch your toes, pat your head, pat your tummy, etc.

Alphabet Simon Says – Letter D

using body position
“Show me a Big ‘D’”
“Show me a Little ‘d’”

using flash
cards (easier)



Sample “Simon Says” instructions:

(theme is “Dinosaurs”)

Simon says, “Show me the Big D!”

Simon says, “Roar like a dinosaur!”

“Stomp like a dinosaur!” (“Oops! Simon didn’t say so!”)

Simon says, “Show me the little ‘d’!”

Simon says, “Wave your T-Rex arms!”

Simon says, “Dance like a dinosaur!”

Simon says, “Wave your Brontosaurus tail!”

“Run like a dinosaur!” (“Oops! Simon didn’t say so!”)

Simon says, ““Show me the Little ‘d’!”

Etc., etc.


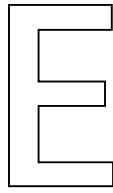
On the “dinosaur” theme, you can have the children pretending to be different kinds of dinosaurs (a T-Rex with little arms, a flying Pterodactyl, a Brontosaurus munching on a tree), etc.

You can also use “regular” commands like: close your eyes, open your eyes, jump three times, sit down, stand up, touch the floor, freeze (don’t move), etc.

Alphabet Simon Says – Letter E

using body position
“Show me a Big ‘E’”
“Show me a Little ‘e’”

using flash
cards (easier)



Sample “Simon Says” instructions:

(theme is “Elephants”)

Simon says, “Show me the Little ‘e’!”

Simon says, “Stomp like an elephant!”

“Wave your trunk (elephant nose)!” (“Oops! Simon didn’t say so!”)

Simon says, “Show me the Big ‘E’!”

Simon says, “Flap your elephant ears!”

Simon says, “Walk like an elephant!”

“Talk like an elephant!” (“Oops! Simon didn’t say so!”)

Simon says, “Show me the Little ‘e’!”

Etc., etc.

On the “elephant” theme, you can have the children pretending to be an elephant – walking around like elephants, flapping their elephant ears (pretending their arms are big, elephant ears), trumpeting like elephants, standing on one elephant leg, waving their elephant trunks (noses), etc.

You can also use “regular” commands like: Touch the wall, go to “sleep,” “snore loudly,” “wake up,” jump, giggle, etc.